



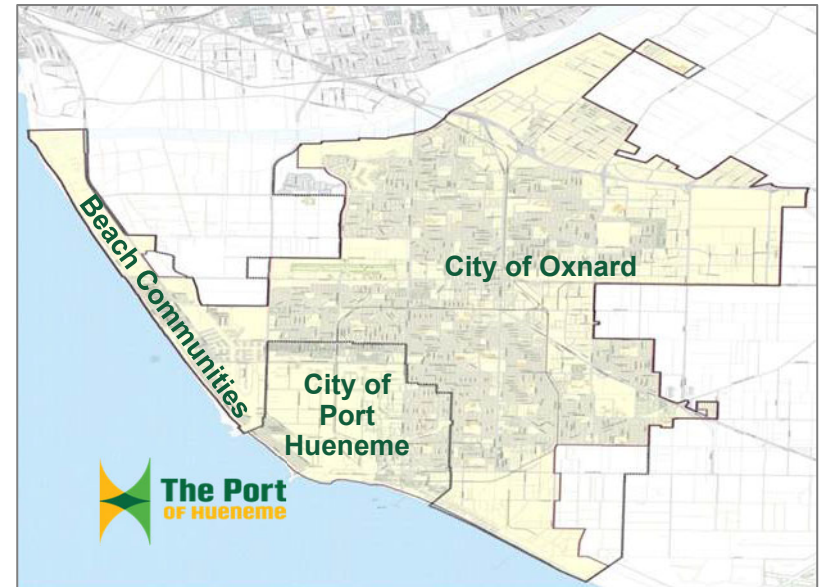
# VENTURA SAND SUMMIT

*February 18, 2021*

# PORT GOVERNANCE

**CELEBRATING  
83 YEARS!**


## 2021 BOARD STRUCTURE



**PRESIDENT  
JASON T. HODGE**



**VICE PRESIDENT  
MARY ANNE ROONEY**



**SECRETARY  
JESS J. HERRERA**



**COMMISSIONER  
CELINA L. ZACARIAS**



**COMMISSIONER  
JESS J. RAMIREZ**

# VISION AND MISSION

## VISION

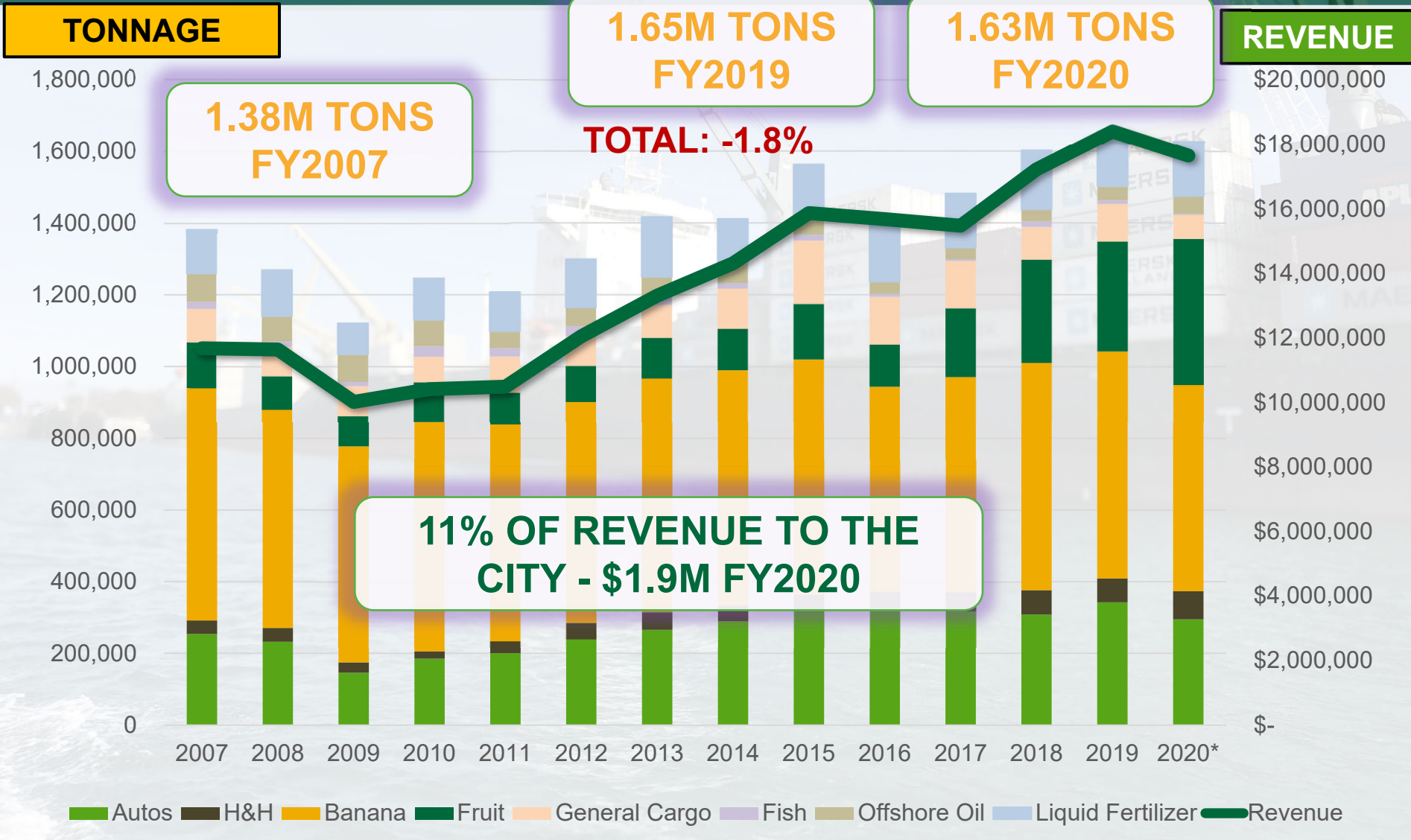
To operate as a **self-supporting** port that enforces the principles of sound public stewardship maximizing the potential of maritime-related commerce and regional economic benefit.

## MISSION

To be the preferred port for **specialized cargo** and provide the maximum possible economic and social benefits to our community and industries served.



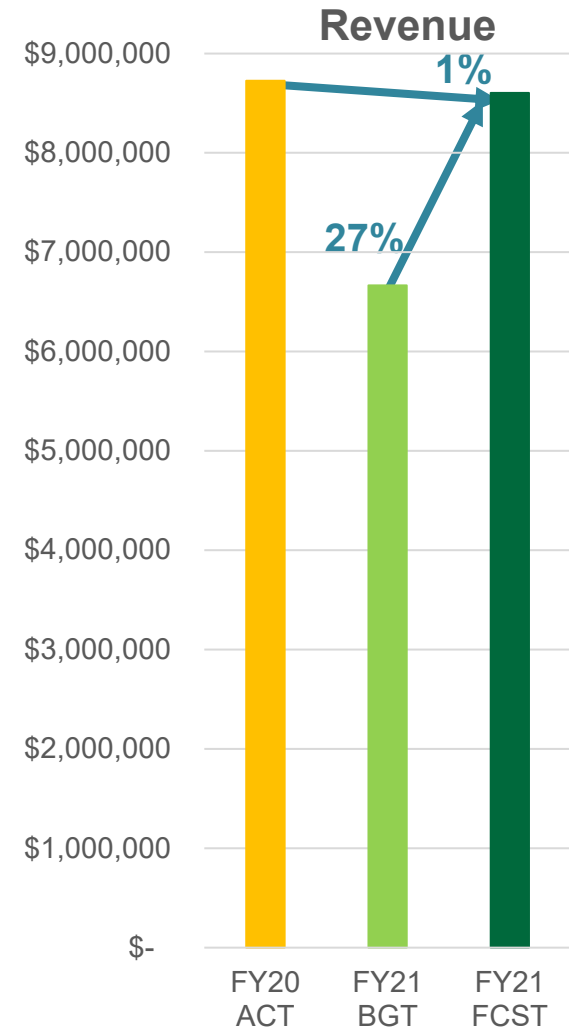
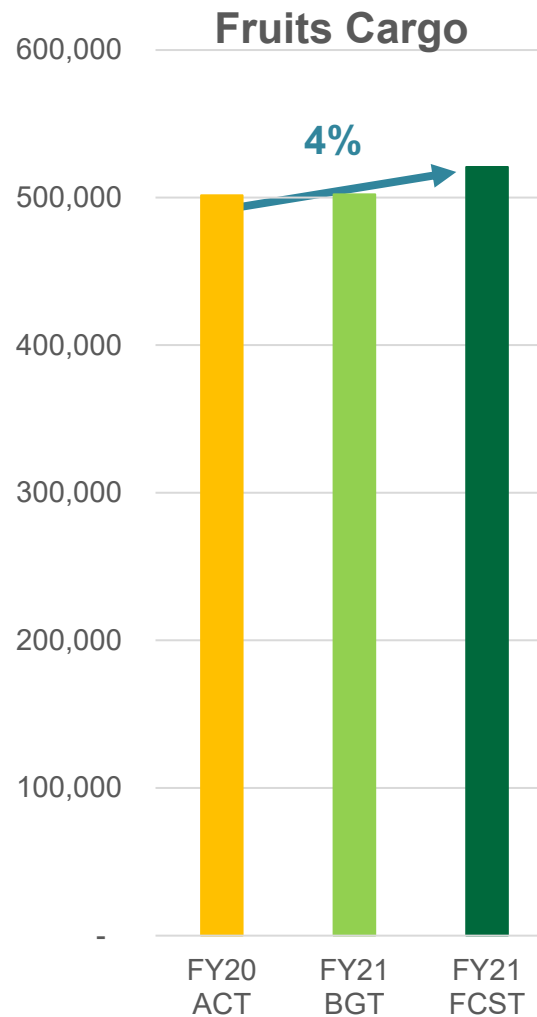
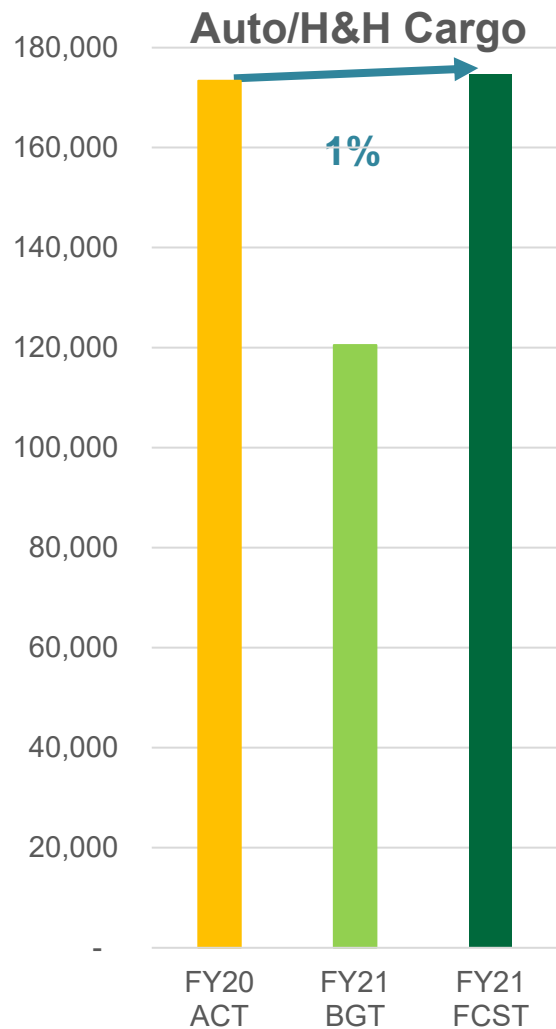
# BEATING COVID-19 – FY2020 REVENUE AND CARGO





# ACTUAL PERFORMANCE YEAR TO DATE FY2021

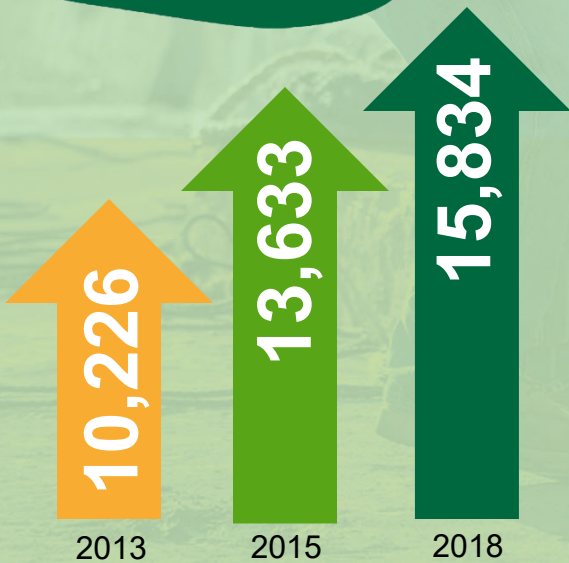
EXCEEDING EXPECTATIONS



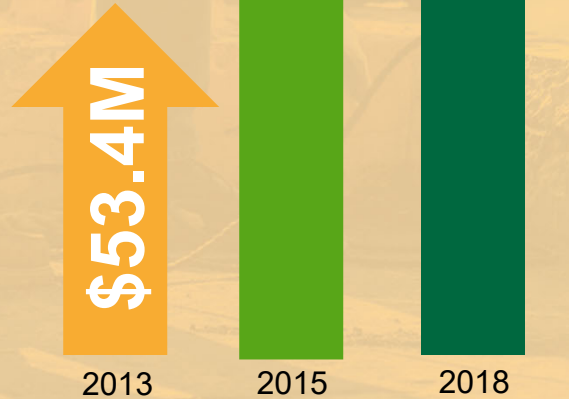
# ECONOMIC PROSPERITY

## COMMERCE RESULTS

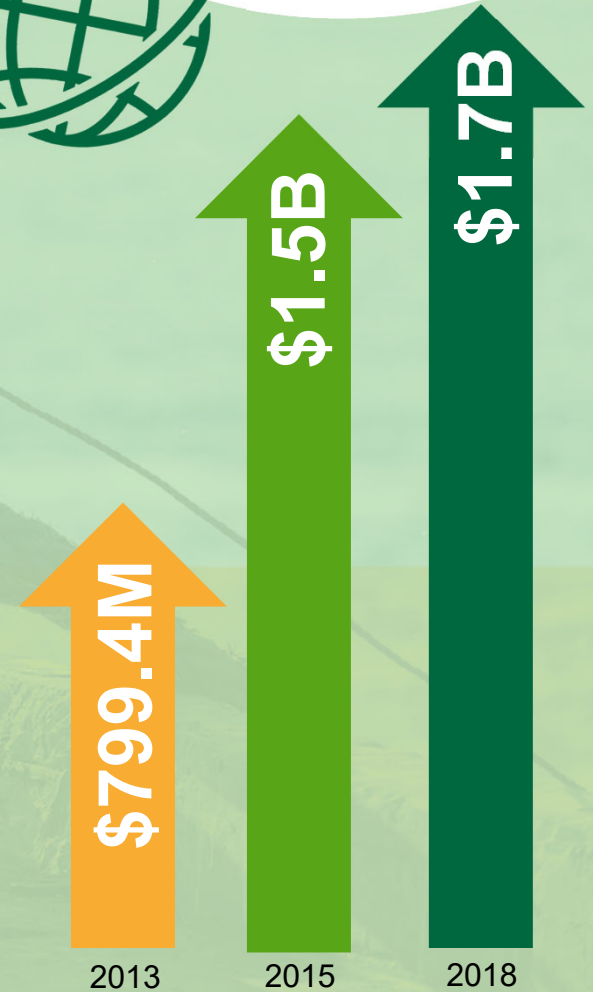
**JOBS**  
44%  
INCREASE  
SINCE  
2013



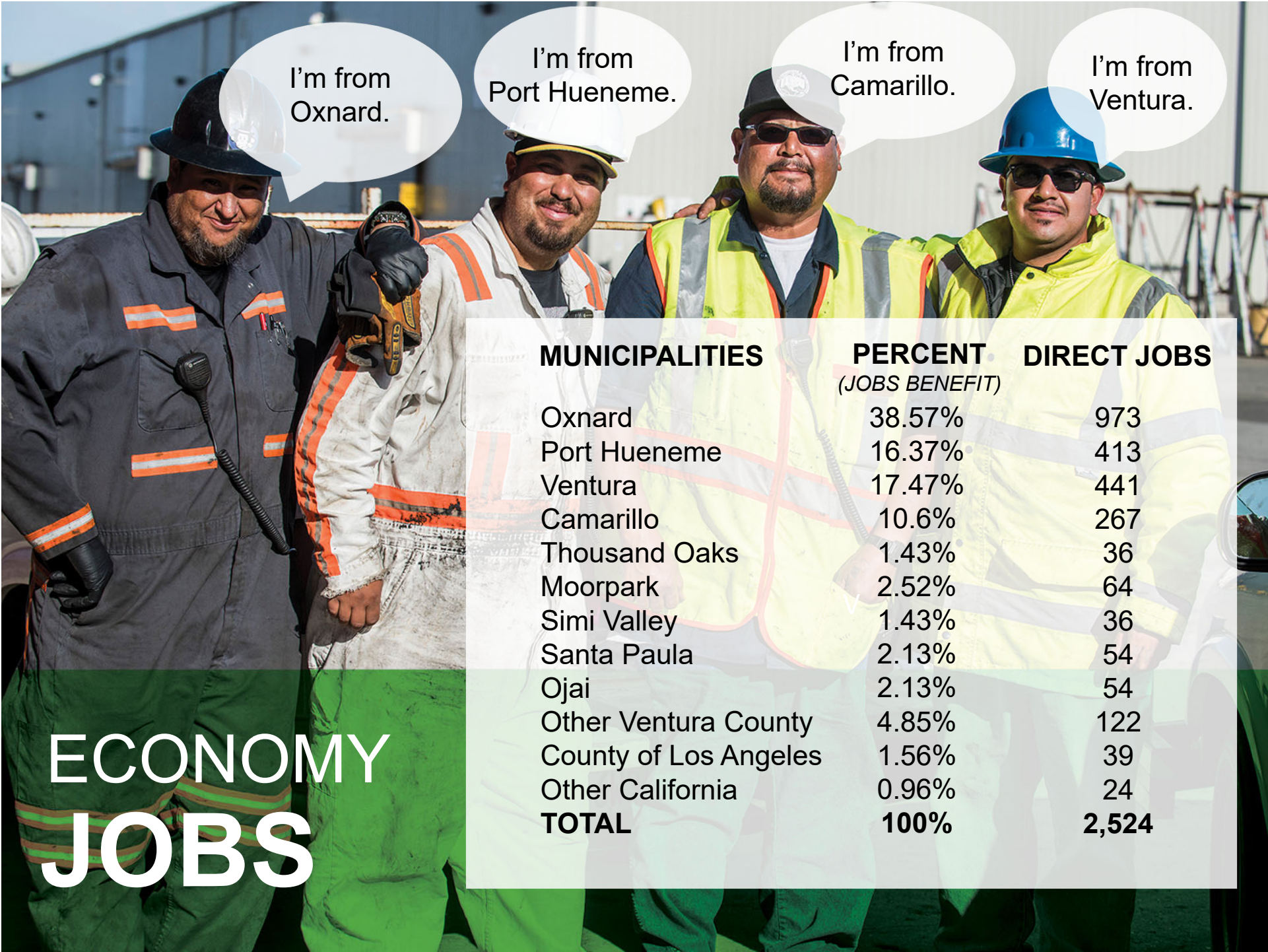
**TAX  
REVENUE**  
123% INCREASE  
SINCE 2013



**TOTAL  
ECONOMIC  
ACTIVITY**  
113% INCREASE  
SINCE 2013







I'm from  
Oxnard.

I'm from  
Port Hueneme.

I'm from  
Camarillo.

I'm from  
Ventura.

### MUNICIPALITIES

**PERCENT**  
*(JOBS BENEFIT)*

### DIRECT JOBS

Oxnard	38.57%	973
Port Hueneme	16.37%	413
Ventura	17.47%	441
Camarillo	10.6%	267
Thousand Oaks	1.43%	36
Moorpark	2.52%	64
Simi Valley	1.43%	36
Santa Paula	2.13%	54
Ojai	2.13%	54
Other Ventura County	4.85%	122
County of Los Angeles	1.56%	39
Other California	0.96%	24
<b>TOTAL</b>	<b>100%</b>	<b>2,524</b>

# ECONOMY JOBS



# GREENEST US PORT

\$20 MILLION INVESTED SINCE 2014



**GOING DEEP:**  
35 to 40 ft, sand  
renourishes beaches

**BATTERY STORAGE:**  
Peak shaving,  
store energy

**PHRESH:**  
Clean Air Plan  
VCAPCD

**PLUG & PLAY:**  
Shoreside power


**AIR QUALITY MONITORS:**  
Results in, Port air  
looks good, Rte  
101 causes  
challenges

**\$3M EV GRANT**  
Hydrogen fuel cell truck,  
EV infrastructure

**CLEAN CRANES:**  
Powered by  
electricity

**LED LIGHTING**

**EV UTRS:** Zero  
Emissions





# PORT DEEPENING & BEACH NOURISHMENT

# PORT DEEPENING







**GBA**  
ENGINEERS ★ SURVEYORS  
Port Hueneme CAD site - 2009





# PORT OF HUENEME DEEPENING PROGRAM


Prior to 2014 beach  
nourishment project



- Beach nourishment
- Bigger ships
- 229,000 tons cargo
- 563 new direct/indirect jobs
- \$4.6 million more in taxes



Same location,  
after 2.25 million  
cubic yards of sand





# PORT HUENEME BEACH NOURISHMENT SINCE 1999

- **1999 – 68,000 CY** (Maintenance Dredging)
- **2004 – 27,000 CY** (Maintenance Dredging)
- **2009 – 630,000 CY** (Confined Aquatic Disposal)
- **2020 – 20,000 CY** (Berth Deepening)
- **2021 – 370,000 CY** (Channel Deepening)

# DEEPENING PROGRAM STATUS UPDATE

## TIGER GRANT UPGRADES

- 20,000 Cubic Yards
- Total Project Cost: \$15.3M
- OHD Cost-Share: \$3.3M
- Contractor: Manson Construction
- Start Date: February 18, 2019
- Completion Date: March 23, 2020
- **Status: Complete**

## USACE DEEPENING

- 370,000 Cubic Yards
- Project Cost: \$10.5M
- OHD Cost-Share: \$3.6M
- Contractor: Curtin Maritime
- Start Date: January 2021
- Completion Date: March 2021
- **Status: Dredging in progress**



# 20/21 PORT DEEPENING

## NEAR SHORE & ONSHORE MUTUALLY BENEFICIAL



\* Estimated figures, dredging in progress



# PORT HUENEME BEACH BEFORE AND AFTER CI DREDGE

OCTOBER 27, 2020



NOVEMBER 25, 2020







**The Port**  
**OF HUENEME**  
Oxnard Harbor District

**THANK YOU!**

#committedtoenvironment



portofh.org